




[www.cao.ie](http://www.cao.ie)


# CAO Change of Mind

What you need to know


# CAO = Using points

- ▶ On cao.ie you are using Leaving Cert points to apply for:
  - ▶ Level 6, 7 & 8 courses in Universities, Institutes of Technology and other colleges.
  - ▶ **YOU CANNOT APPLY FOR PLC COURSES ON CAO**
- 


# You need 20 courses

- ▶ 10 courses – Level 8 Honours Degrees
  - ▶ 10 courses – mix of Level 6 & 7
  - ▶ **HAVE YOU CHOSEN 20 COURSES TO PUT ON YOUR CAO LIST?**
  - ▶ **HAVE YOU RESEARCHED EACH ONE OF THOSE VERY CAREFULLY?**
- 


# What course to choose?

- ▶ You must have an interest in the area
  - ▶ Do not judge from the title –titles can be misleading– research exactly what the course is about –
  - ▶ Watch virtual open days – they are on this month...ask all the questions – get all the information....
  - ▶ If you are not interested in the subjects, you will be bored, or drop out.....
  - ▶ Good research and being honest with yourself at this stage helps avoid stress/ bad decisions later
- 

# Making Choices– this is so important – you must do your research

- ▶ Choose what you like and are interested in
  - ▶ Start listing courses
  - ▶ Check course content – would you like it?
  - ▶ Is it what you think it is?/ Check all modules carefully – imagine yourself sitting in lectures on the topic....would it hold your interest/ would it challenge you?.....is it for you?
- 

# Class Sizes– What would suit you?

- ▶ Would you study better in a big or a small group?
  - ▶ Would you mix better in a bigger college or a smaller one?
  - ▶ These are very important questions to ask yourself at this stage....be very honest....
- 

[www.qualifax.ie](http://www.qualifax.ie)

[www.careersportal.ie](http://www.careersportal.ie)

- ▶ List Content of Course and
- ▶ List of Subjects taught each year
- ▶ Read the content and descriptions very carefully and try to imagine yourself sitting in these lectures.....is it for you?

# Course Entry Requirements -

- ▶ Multimedia DCU needs a H4 in English
- ▶ Vet in UCD needs H5 in Chemistry
- ▶ Primary teaching needs H4 in Irish
- ▶ Check check check.....do not assume



# College Entry Requirements


- ▶ Each college has its own requirements:

- ▶ Example:


Maynooth	2 or H5, 4O6/H7
Trinity	3H5 3O6/H7
TUD L8	2H5 4O6/H7
L6/7	5O6/H7

- Check on [www.qualifax.ie](http://www.qualifax.ie)
- Can you meet these requirements?

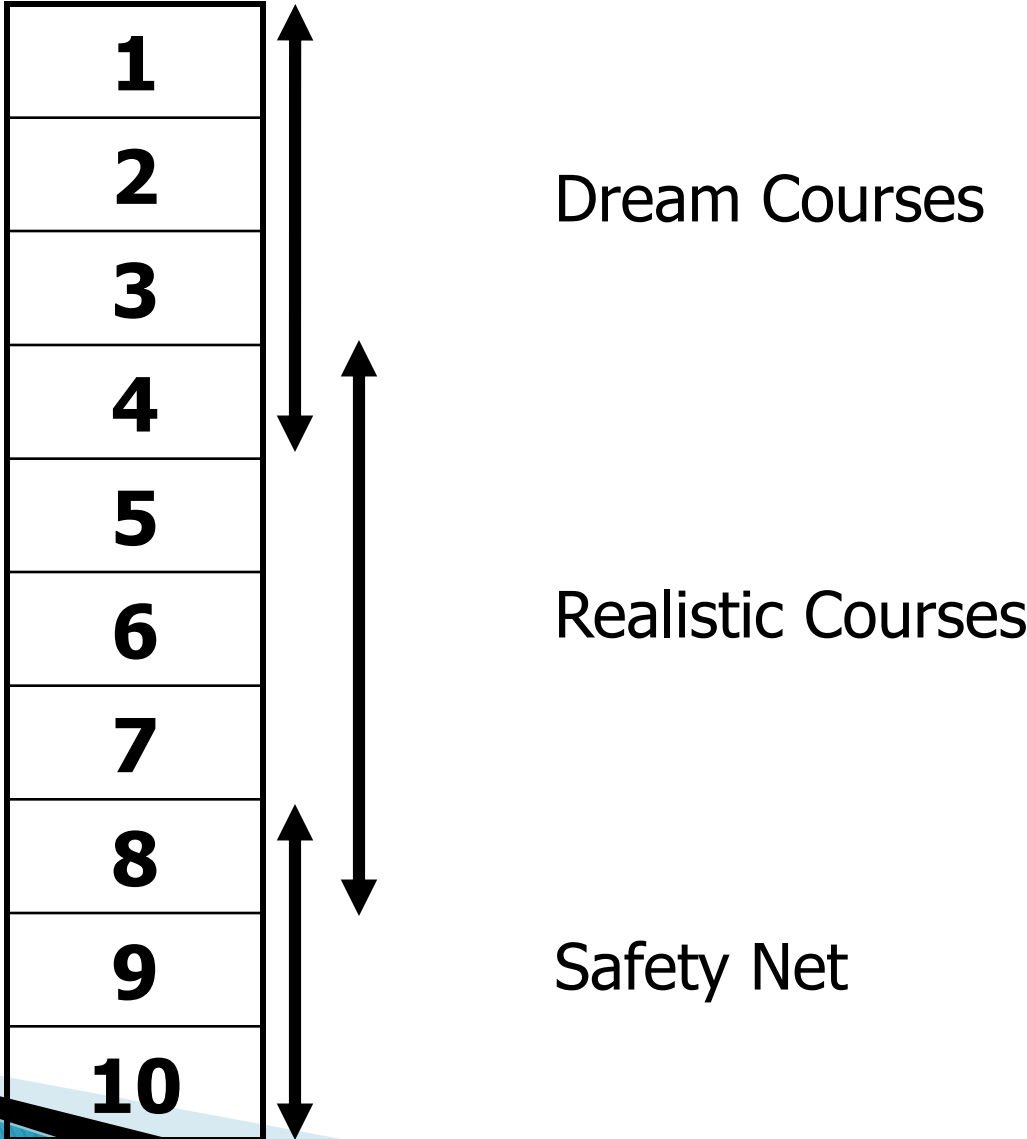
# Check very Carefully

- ▶ Make sure you will meet the requirements
  - ▶ Of the college and
  - ▶ The specific course
- 

# ORDER OF PREFERENCE

- ▶ YOU MUST LIST THE COURSES IN ORDER OF PREFERENCE– this means the course you really want goes in slot 1, the course you want if you did not get No. 1 goes in slot 2 and so on down to 10.
  - ▶ This way you will think carefully about what you really want .
  - ▶ Repeat this for the Level 6/7 list too.
- 


# So – what is the best way to fill in the courses?




# Course Codes

- ▶ On your CAO form you will not write the name of the course but the code e.g.
- ▶ 1. DN200
- ▶ 2. TR 365
- ▶ 3. WD 231      etc      check all codes carefully
- ▶ Check Alert list on [www.cao.ie](http://www.cao.ie) to see changes

# ALERT LISTS

- ▶ Be sure to check the ALERT LIST on [www.cao.ie](http://www.cao.ie) for any changes to courses since your CAO booklet was published.
  - ▶ Course code or name may be different
  - ▶ A course may not be running
  - ▶ Entry requirements may have changes
  - ▶ New courses may be available
- 

# Covering all possibilities:

- ▶ Be sure you put courses with a range of points on your CAO
  - ▶ Do not put only courses over e.g 300/400/500
  - ▶ Include courses with lower points, just in case.....
  - ▶ Use the Level 6/7 list also
- 

### Level 8 Course Choices

Courses

No courses selected.

Please enter all your course choices below, in order of preference.

You may type the course codes directly into the boxes below or click on the 'Courses' button to select course codes.

**N.B.** Enter all courses for which you wish to apply.

#### New Choices

Enter your new list below

1.

2.

3.

4.

5.

6.


7.



Key in up to  
ten codes  
for **Level 8**  
courses.



# Level 6/7 Courses

- ▶ For many people these are your back up courses.....
  - ▶ But you may need them.....
  - ▶ Research every Level 6 or 7 course you put on your CAO list as well as your Level 8 courses and list carefully – again use **order of preference**
- 

### Level 7/6 Course Choices

Courses

No courses selected.

Please enter all your course choices below, in order of preference.

You may type the course codes directly into the boxes below or click on the 'Courses' button to select course codes.

**N.B.** Enter all courses for which you wish to apply.

#### New Choices

Enter your new list below

1.
2.
3.
4.
5.
6.
7.

Key in up to  
ten codes  
for **Level 6**  
or **7** courses.

There are errors in your course choices. Please correct them below.


### Level 8 Course Choices


Courses

Please enter all your course choices below, in order of preference.  
You may type the course codes directly into the boxes below or click on the 'Courses' button to select course codes.

N.B. Enter under "New Choices", all courses for which you wish to apply.

#### Current Choices

1. CK101 Arts - 3 years 

2. TR052 Dental Science 

3. DN101 \*\*\* ERROR - not a valid course - please amend.

4. AL201 \*\*\* ERROR - not a valid course - please amend.

#### New Choices

Enter your new list below

1.


2.

6.


7.

Errors are highlighted.


# CHECK, CHECK, CHECK

- ▶ [www.cao.ie](http://www.cao.ie) – check Alert Lists for changes to courses from booklet
  - ▶ Use : [www.qualifax.ie](http://www.qualifax.ie)
  - ▶ DO your research well before you choose.
  - ▶ You will put CODES NOT NAME OF COURSE ON CAO
- 

# Record of your choices

- ▶ Be sure to make a list of your course choices at the back of your white CAO booklet
  - ▶ If you make changes to your list later be sure to record these changes too
  - ▶ Remember to keep checking your email for any communication from the CAO
- 

# Offers

- ▶ You will get an offer for the highest course on your list that you have the points for
  - ▶ You may get 2 offers – one from your Level 8 list and one from your Level 6/7 list – you choose which you want
  - ▶ You can only accept one offer
- 

# Example

## Level 8 Preferences

1	UCD Comm/French	510
2	UCD Commerce 500	
3	TCD BESS	520
4	DCU Glo. Bus./French	500
5	DCU Bus Stud	466
6	TUD Inter. Bus/French	400
7	TUD Business Mgt.	450
8	UCD Arts	320
9	NCI Business	290
10	DBS Bus Std	275

## Level 7 – 6 Preferences

1	TUD Bus. Stud.	330
2	TUD Bus. Mgt.	350
3	TUD Marketing	360
4	TUD Retail Mkt.	300
5	TUD Bus. Mgt.	200

- ▶ (Points listed here are for example only and may not be accurate)

# Example 1

If this student obtains 480 pts in their LC

What course is the student offered?



# Example

## Level 8 Preferences

1	UCD Comm/French	510
2	UCD Commerce	500
3	TCD BESS	510
4	DCU Glob. Bus./French	500
5	<b>DCU Bus Stud</b>	<b>466</b>
6	TUD Inter. Bus/French	400
7	TUD Business Mgt.	450
8	UCD Arts	325
9	NCI Business	290
10	DBS Bus Std	275

## Level 7 – 6 Preferences

1	<b>TUD Bus. Stud.</b>	<b>330</b>
2	TUD Bus. Mgt.	325
3	TUD Marketing	360
4	TUD Retail Mkt.	300
5	TUD Bus. Mgt.	200

- ▶ They get 2 offers, one from each list.
- ▶ They must now decide which they want and can only accept one.

# Example 2

If this student obtains 350 pts in their LC

What courses is the student offered?

# Example


## Level 8 Preferences

1	UCD Comm/French	510
2	UCD Commerce	500
3	TCD BESS	510
4	DCU Glo. Bus./French	500
5	DCU Bus Stud	466
6	TUD Inter. Bus/French	400
7	TUD Business Mgt.	450
8	<b>UCD Arts</b>	<b>320</b>
9	NCI Business	290
10	DBS Bus Std	275


## Level 7 – 6 Preferences

1	<b>TUD Bus. Stud.</b>	<b>330</b>
2	TUD Bus. Mgt.	325
3	TUD Marketing	360
4	TUD Retail Mkt.	300
5	TUD. Bus. Mgt.	200

# They will get 2 offers – which to take?

- ▶ It seems this student wanted to study Business so they could take the TUD Business Studies Level 6 offer over the Arts offer as this allows them to study Business.
  - ▶ They can use the ladder system to progress on to a level 7 or 8 course in TUD having completed 2 years – if their grades are high enough.
  - ▶ This highlights the importance of the Level 6/7 list as a back up plan.
- 

# CAO Offer Timeline

- ▶ Best 6 results are converted to points
  - ▶ First round offers issued after Leaving Cert. results in early August
  - ▶ Round two offers follow
  - ▶ Further offers until all places are filled
  - ▶ (Vacant Places)
- 

# [www.cao.ie](http://www.cao.ie) for further information

- ▶ Use your course choice sheet
- ▶ Get your parents to go on to cao.ie
- ▶ & read white cao booklet.

# GRANTS – [WWW.SUSI.IE](http://www.susi.ie)

May pay €3,000 fee & may also pay ‘maintenance’ – money to help you live

- ▶ [www.susi.ie](http://www.susi.ie) – go on to this site with your parents/guardians
- ▶ Means tested – depends on income
- ▶ Apply now
- ▶ Have your paperwork ready to go



# Change of Mind

- ▶ Possible to change until July 1<sup>st</sup>
  - ▶ – you can change your lists of courses after you sit the exams in June
- ▶ NB You cannot add restricted courses after Feb 1<sup>st</sup> – you can remove them

# HELP is AVAILABLE to every student

- ▶ Just ask
- ▶ Don't sit there saying you didn't know how or were not told
- ▶ If you are confused or have any question.....
- ▶ Just e-mail: [grainnemcgee@scoilmhuireclane.ie](mailto:grainnemcgee@scoilmhuireclane.ie)
- ▶ [gwentravers@scoilmhuireclane.ie](mailto:gwentravers@scoilmhuireclane.ie)